

CertainTeed
Bufftech[®]
Vinyl Fence Products



CertainTeed 
Quality made *certain*. Satisfaction *guaranteed*.[™]

Designs for living

Creating the outdoor space of your dreams begins with Bufftech® premium vinyl fence. Beautiful, durable and virtually maintenance free, Bufftech fence systems and accessories come in a wide array of styles, colors, textures and sizes, making it easy to create a look that complements your personality and lifestyle.

Easy-care Outdoor Living

Bufftech vinyl fence is an easy-care alternative to other fence materials. Bufftech vinyl won't warp, rot, split or blister like a wood fence, or rust, chip, peel or corrode like aluminum. Vinyl never needs sanding, staining or painting. An occasional rinse with a garden hose will keep it looking like new.

Innovative Styles, Colors and Textures

Bufftech leads the vinyl fence industry with the widest array of styles, colors and textures. Our CertaGrain® and Select Cedar authentic woodgrain textures recreate the look of natural wood fencing, while our CertaStucco™ fence offers an innovative alternative to traditional stucco walls. Bufftech is the only vinyl fence manufacturer to offer ColorLast™ dark color fade protection, an acrylic formulation that provides superior protection from the harsh rays of the sun.

Color-coordinated Design Options

Bufftech vinyl fence comes in a variety of colors designed to match CertainTeed's vinyl siding and trim products, so you can coordinate the color of your fence with your home's exterior.

Outstanding Warranty Protection

All Bufftech fence products are backed by a lifetime limited transferable warranty with exclusive SureStart™ protection, which covers warranted repair and replacement costs for five years after installation.

100 Years of Quality Products

Bufftech fence is proudly made in the U.S.A. by CertainTeed Corporation, a trusted name in building products for more than a century. Since 1904, CertainTeed has earned a reputation among homeowners and building professionals alike as a respected manufacturer of high-quality building materials.

How Does the Competition Stack Up?

Bufftech premium vinyl fence provides performance features that far surpass other fence materials. Before choosing a fence, compare the features most important to you with what other fence products offer.

Performance Features	Bufftech Vinyl
Lifetime limited transferable warranty	4
Parts and labor warranty	4
Never needs painting or staining	4
Won't chip, peel, crack or splinter	4
Won't rot or support mold growth	4
Impervious to termites/wood-boring insects	4
No harmful chemicals	4
Concealed fasteners	4
Heavyweight pickets	4
Steel reinforced rails	4
Routed rails and posts	4
Self-extinguishing	4
Easy to assemble	4
High-quality raw materials	4
Lead free	4
Building code compliant	4
Meets ASTM standards	4
Wide choice of colors	4
Dark color fade protection	4
Woodgrain and stucco textures	4
Made in the U.S.A.	4





4
Traditional



6
Classic




8
Contemporary




10
Semi-Private




12
Privacy




20
Accessories



22
Lawn & Garden



24
Post & Rail



- 4 TRADITIONAL FENCE
 - 4 Cape Cod
 - 4 Yorkshire
 - 4 Rothbury
 - 5 Danbury
- 6 CLASSIC FENCE
 - 6 Canterbury
 - 6 Manchester
 - 7 Classic Impressions Posts
- 8 CONTEMPORARY FENCE
 - 8 Baron Smooth
 - 8 Baron Select Cedar
 - 8 Countess
 - 8 Monarch
 - 9 Princeton
 - 9 Victorian
- 10 SEMI-PRIVATE FENCE
 - 10 Columbia
 - 10 Millbrook
 - 11 Imperial Smooth
 - 11 Imperial Select Cedar
- 12 PRIVACY FENCE
 - 12 Galveston CertaGrain
 - 12 Galveston Smooth
 - 13 Chesterfield CertaGrain
 - 14 Chesterfield CertaStucco
 - 16 Chesterfield with Lattice Accent
 - 16 Chesterfield with Victorian Accent
 - 16 Chesterfield with Huntington Accent
 - 16 Chesterfield with Westminster Accent
 - 16 Chesterfield Swoop and S Curve
 - 17 Chesterfield Smooth
 - 17 Chesterfield Gates
 - 18 New Lexington
 - 18 Lexington Swoop and S Curve
- 20 ACCESSORIES
 - 20 Gates
 - 20 Hardware
 - 21 Post Caps
- 22 LAWN AND GARDEN
 - 22 Vineyard Pergola
 - 22 Beaumont II
 - 23 Aristocrat II
- 24 POST & RAIL
 - 24 2-Rail CertaGrain
 - 24 3-Rail CertaGrain
 - 24 4-Rail CertaGrain
 - 24 2-Rail Smooth
 - 24 3-Rail Smooth
 - 24 4-Rail Smooth
 - 24 Crossbuck
- 26 SPECIFICATIONS

cover: Chesterfield CertaGrain® in Arctic Blend
page 2-3: Chesterfield CertaGrain® in Autumn Brown

Colors throughout this brochure are simulated. Consult product samples before making final selection.

ICON LEGEND



COLORLAST™ DARK COLOR FADE PROTECTION
Our acrylic formulation provides superior protection from the harsh rays of the sun, resulting in richer color that retains its vibrant hue for years to come. ColorLast is offered in Clay, Autumn Brown, Sierra Blend, Arbor Blend, Arctic Blend and Weathered Blend.



WINDZONE™ PERFORMANCE
Miami-Dade County-approved NOA #06-1019.01* for exceptional performance in high wind conditions
*Expires 3-13-2013



MEETS POOL CODE
Styles that meet most local building codes for use around pools (applies to 4', 5' and 6' heights only).

TRADITIONAL

A timeless look that's always in style

available in
Smooth finish:



White

Almond

CAPE COD CONCAVE/CAPE COD

Heights: 3', 4' & 5'

Colors: White

Picket Style: 3" Pointed Picket

Picket Spacing: 2-7/16"



YORKSHIRE CONCAVE/YORKSHIRE

Heights: 3' & 4'

Colors: White

Picket Style: 3" Dog Ear Picket

Picket Spacing: 2-7/16"



ROTHBURY CONCAVE/ROTHBURY

Heights: 4'

Colors: White & Almond

Picket Style: 3" Dog Ear Picket

Picket Spacing: 2-15/16"



Thru-picket "good neighbor" design is equally attractive on both sides. Thru-picket styles are 8' wide. Steel reinforced bottom rail.

DANBURY CONCAVE

Heights: 4'

Colors: White & Almond

Picket Style: 3" Pointed Picket

Picket Spacing: 2-15/16"



DANBURY STRAIGHT

Heights: 4'

Colors: White & Almond

Picket Style: 3" Pointed Picket

Picket Spacing: 2-15/16"

CLASSIC

Sophisticated styling in an elegant design

available in
Smooth finish:



White

Tan

CANTERBURY/CANTERBURY SWOOP

Heights: 3' & 4'

Colors: White

Picket Style: 1-1/2" Square

Picket Spacing: 1-9/16"



MANCHESTER/MANCHESTER CONCAVE

Heights: 3' & 4'

Colors: White & Tan

Picket Style: 1-1/2" Square

Picket Spacing: 1-9/16"



Thru-picket “good neighbor” design is equally attractive on both sides. Thru-picket styles are 8' wide. Steel reinforced bottom rail.

MANCHESTER WITH CLASSIC IMPRESSIONS™ POSTS (RECESSED)

Heights: 3' & 4' posts available

Colors: White

(available specifically to complement Manchester fence for flat and concave styles)



MANCHESTER WITH CLASSIC IMPRESSIONS™ POSTS (FLUTED)

Heights: 3' & 4' posts available

Colors: White

(available specifically to complement Manchester fence for flat and concave styles)

CONTEMPORARY

Easy care with modern-day flair

available in
Smooth finish:



White

Tan

available in Select
Cedar texture:



White

Almond



BARON/BARON WITH MIDRAIL

Heights: 3', 4', 5' & 6' (5' & 6' include midrail)

Colors: White & Tan

Picket Style: 7/8" x 3"

Picket Spacing: 2-15/16"



BARON SELECT CEDAR

Heights: 4', 5' & 6' (5' & 6' include midrail)

Colors: White & Almond

Picket Style: 7/8" x 3"

Picket Spacing: 2-15/16"



COUNTESS/COUNTESS WITH MIDRAIL

Heights: 3', 4', 5' & 6' (5' & 6' include midrail)

Colors: White & Tan

Picket Style: 7/8" x 1-1/2", 7/8" x 3"

Picket Spacing: 2-5/16"



MONARCH/MONARCH WITH MIDRAIL

Heights: 3', 4', 5' & 6' (5' & 6' include midrail)

Colors: White & Tan

Picket Style: 7/8" x 1-1/2", 7/8" x 3"

Picket Spacing: 3"

Rackable pickets maintain a clean, upright appearance on sloping terrain. Bottom rail reinforced with steel for added strength and durability.



PRINCETON

Heights: 3' & 4'

Colors: White & Tan

Picket Style: 7/8" x 1-1/2"

Picket Spacing: 1-3/4"



PRINCETON WITH MIDRAIL

Heights: 5' & 6'

Colors: White & Tan

Picket Style: 7/8" x 1-1/2"

Picket Spacing: 1-3/4"



VICTORIAN/VICTORIAN WITH MIDRAIL

Heights: 3', 4', 5' & 6' (5' & 6' include midrail)

Colors: White & Tan

Picket Style: 7/8" x 1-1/2"

Picket Spacing: 3-5/8"

SEMI-PRIVATE

A smart option that complements any setting

available in
Smooth finish:



White

Clay*

Tan

Almond

available in Select
Cedar texture:



White

Clay*

Almond

Sierra Blend*



COLUMBIA/COLUMBIA WITH LATTICE

Heights: 5' & 6'

Colors: White

Picket Style: 7/8" x 6" Ribbed

Picket Spacing: 4-9/16"



MILLBROOK

Heights: 5' & 6'

Colors: White & Tan

Picket Style: 7/8" x 6" Ribbed


Picket Spacing: 13/16"

Thru-picket "good neighbor" design is equally attractive on both sides.
Bottom rail reinforced with steel for added strength and durability.



IMPERIAL SELECT CEDAR WITH MIDRAIL

Heights: 4', 5' & 6' (5' & 6' include midrail)
Colors: White, Clay, Almond & Sierra Blend
Picket Style: 7/8" x 3"
Picket Spacing: 7/16"



**IMPERIAL/IMPERIAL
WITH MIDRAIL (SMOOTH FINISH)**

Heights: 3', 4', 5' & 6' (5' & 6' include midrail)
Colors: White, Clay, Tan & Almond
Picket Style: 7/8" x 3"
Picket Spacing: 7/16"

6' height only features WindZone™ performance

PRIVACY

The beauty of wood with the benefits of vinyl

available in
Smooth finish:



White

Tan

available in
CertaGrain® texture:



Colonial
White

Natural
Clay*

Autumn
Brown*

Arbor
Blend*

Arctic
Blend*

Weathered
Blend*

Sierra
Blend*

GALVESTON

Available in 7' and 8' heights — Galveston, our tallest privacy fence — offers the ultimate in complete privacy and is suitable for commercial applications.



GALVESTON WITH CERTAGRAIN® TEXTURE

Heights: 7' & 8'

Colors: Natural Clay & Sierra Blend

Picket Style: 7/8" x 7" Tongue & Groove



All three rails reinforced with steel.

GALVESTON SMOOTH FINISH/GALVESTON LATTICE & GALVESTON VICTORIAN (NOT SHOWN)

Heights: 7' & 8', 6' 8" plus 1' 4" Accent

Colors: White & Tan

Picket Style: 7/8" x 7" Tongue & Groove

Beauty that lasts

Bufftech vinyl fencing is a beautiful, long-lasting alternative to wood fencing. Wood fences require painting or staining every few years to maintain the fence's appearance and to protect the wood from weathering. Bufftech fence won't warp, rot, splinter, peel or blister like wood, and it never needs sanding, staining or painting. Years from now, a Bufftech fence will look as beautiful as it did on the day it was installed.

Bufftech fencing offers a realistic woodgrain texture and rich, authentic shades that replicate the look of natural wood without the maintenance.



Before: A weathered wood fence



After: Chesterfield CertaGrain vinyl fence in Sierra Blend

*ColorLast™ formulation



With our “multi-chromatic” color blends, Bufftech recreates the natural beauty of stained wood in an easy-to-maintain vinyl design. Arbor Blend (shown) is just one of many Bufftech shades featuring our exclusive ColorLast™ fade protection.



CHESTERFIELD WITH CERTAGRAIN® TEXTURE

Heights: 4', 5' & 6'

Colors: Colonial White, Natural Clay, Autumn Brown, Sierra Blend, Arbor Blend, Arctic Blend & Weathered Blend

Picket Style: 7/8" x 7" Tongue & Groove



CHESTERFIELD WITH CERTAGRAIN® TEXTURE WITH LATTICE ACCENT

Heights: 4' 10" plus 1' 3" Accent

Colors: Colonial White, Natural Clay & Autumn Brown

Picket Style: 7/8" x 7" Tongue & Groove

PRIVACY

Traditional stucco styling in an economical, easy-care design

available in
CertaStucco™ texture:



Mission Ivory

Almond



CHESTERFIELD WITH CERTASTUCCO™ TEXTURE

Heights: 4', 5' & 6'

Colors: Mission Ivory & Almond

Picket Style: 7/8" x 7"

Tongue & Groove



CertaStucco™ fence is Bufftech's innovative alternative to traditional stucco walls. Designed to coordinate with a variety of wall surfaces and stucco styles, CertaStucco won't crumble, peel, chip or crack due to settlement, or stain like traditional stucco. Plus, it eliminates the time-consuming, costly task of digging a foundation and finishing the wall.





Bottom rail reinforced with steel for added strength and durability.

PRIVACY

The perfect choice for complete privacy

available in
Smooth finish:



CHESTERFIELD SMOOTH FINISH ACCENTS



CHESTERFIELD WITH LATTICE ACCENT

Heights: 4' 8" plus 1' 4" Accent & 3' 8" plus 1' 4" Accent
Colors: White, Tan & Almond
Picket Style: 7/8" x 7" Tongue & Groove



CHESTERFIELD WITH VICTORIAN ACCENT

Heights: 4' 8" plus 1' 4" Accent
Colors: White & Tan
Picket Style: 7/8" x 7" Tongue & Groove and 7/8" x 1-1/2"



CHESTERFIELD WITH HUNTINGTON ACCENT

Heights: 4' 8" plus 1' 4" Accent
Colors: White & Tan
Picket Styles: 7/8" x 7" Tongue & Groove and 1-1/2" Square



CHESTERFIELD WITH WESTMINSTER ACCENT

Heights: 4' 8" plus 1' 4" Accent
Colors: White
Picket Style: 7/8" x 7" Tongue & Groove

Chesterfield Swoop and S Curve Fence

Bufftech offers a functional yet stylish way to change the height of your fence with our Swoop and S Curve fence sections. Available in White or Tan, the Swoop and S Curve are ideal for transitioning from low to high areas of fencing.

CHESTERFIELD SWOOP AND S CURVE FENCE

Heights: Transitions from 6' to 4'
Colors: White & Tan
Picket Style: 7/8" x 7"
Tongue & Groove





CHESTERFIELD (SMOOTH FINISH)

Heights: 4', 5' & 6'

Colors: White, Clay, Tan & Almond

(4' White, Tan & Almond only)

Picket Style: 7/8" x 7" Tongue & Groove

Chesterfield Gates

Personalize your fence design with decorative elements from Bufftech. Designed to coordinate with our 6' Chesterfield style fence, Bufftech concave and convex style gates combine Victorian elegance with a durable design. Bufftech's premium gate includes a heavy-duty internal aluminum frame and safety features such as self-closing hinges and lockable latches.



Convex



Concave

CHESTERFIELD STRAIGHT (NOT SHOWN), CONCAVE AND CONVEX GATE

Straight Heights: 4', 5' & 6'

Straight Colors: White, Clay,

Tan & Almond

Concave and Convex Height: 6'

Concave and Convex Color: White

PRIVACY

Dependable performance for privacy applications

available in
Smooth finish:



White

Tan

The Smart Choice for Value

New Lexington offers dependable performance at an economical price, with features you'd expect to find on higher-end fence products. New Lexington includes Bufftech's signature "v" groove picket and Classic Curve rail design. The bottom rail is steel reinforced for added strength and durability.



NEW LEXINGTON WITH LATTICE ACCENT (SHOWN IN TAN)

Heights: 4' 11" plus
1' 1" Accent

Colors: White & Tan

Picket Style: 5/8" x 11-3/8"

Tongue & Groove

New Lexington Swoop and S Curve Fence

Transition from low to high fence sections with the New Lexington Swoop and S Curve fence. These specially designed fence sections provide an aesthetically appealing way to unify your fence installation.

NEW LEXINGTON SWOOP AND S CURVE FENCE

Heights: Transitions from 6' to 4'

Colors: White & Tan

Picket Style: 5/8" x 11-3/8"

Tongue & Groove



A white picket fence with a hanging basket of purple flowers. The fence is made of white pickets with a tongue and groove joint. A black metal hanging basket stand holds a basket of purple flowers. The fence is set in a garden with mulch and green plants. The background shows trees and a clear sky.

Redesigned for Affordability

NEW LEXINGTON
Heights: 4' & 6'
Colors: White & Tan
Picket Style: 5/8" x 11-3/8"
Tongue & Groove

Bottom rail reinforced with steel for added strength and durability.

ACCESSORIES

Distinctive details for the perfect finishing touch

Matching Gates

Beautiful, durable Bufftech vinyl gates offer easy installation and great performance. The perfect complement to Bufftech vinyl fence, our premium vinyl gates feature sturdy construction and the highest quality hardware in the industry.

Bufftech gates feature a heavy-duty internal aluminum frame and stainless steel fasteners to prevent corrosion. The aluminum post insert adds strength and simplifies installation. Choose from unassembled gate kits or preassembled gates that ship ready to install.



Heavy-duty internal aluminum frame



Aluminum post insert



High Performance Nylon Gate Hardware Kits

Versatile and virtually maintenance free, our premium nylon gate hardware offers key lockable latches, self-closing hinges and contoured gate handles. Available in Black.



Lokk•Latch® DELUXE



Lokk•Latch® with External Access Kit



Tru•Close® Adjustable, Self-Closing Gate Hinges



Gate•Handle™

Stainless Steel Hardware Coordinating Hinges and Caps

Bufftech offers an aluminum post cap with a textured decorative finish that can be combined with our New England cap and coordinates with gate hardware.* Offered in 4" x 4" and 5" x 5" sizes.

Give your gate the old-world look of wrought iron with our rugged, rust-free stainless steel gate hardware. The hardware includes hinge, strike and latch and is available in two decorative finishes: Black and Bronze.



Matching caps let you create your own distinctive design



Stainless Steel Strike and Latch shown in Bronze Pebble finish



Stainless Steel Hinge shown in Black Pebble finish

*Decorative cap and New England cap sold separately.



Lokk•Latch® Key-Lockable Gate Latch, Tru•Close® Self-Closing Gate Hinges and Gate•Handle™ are registered trademarks of D&D Technologies.

DECORATIVE AND SOLAR POST CAPS

Personalize your fence design with Bufftech's complementary decorative and solar post caps. The post caps feature a rugged, stainless steel top with a durable powder coat finish.

DECORATIVE PVC POST CAPS

Complement your Bufftech fence with our PVC post caps, available in multiple fence colors.



POST CAP IN AMBER



SOLAR POST CAP
IN AMBER



POST CAP IN COPPER



SOLAR POST CAP
IN COPPER



POST CAP IN
SATIN NICKEL



SOLAR POST CAP IN
SATIN NICKEL

PVC POST CAPS



BALL



GOthic



EXTERNAL FLAT



NEW ENGLAND



INTERNAL FLAT

LAWN & GARDEN

The perfect addition to any outdoor setting

available in
Smooth finish:



White

VINYL ARBORS

Complement your Bufftech fence with an easy-care vinyl arbor. Choose from three elegant styles that add a personal touch to any home or garden. Our vinyl arbors combine classic beauty with low-maintenance durability.



VINEYARD PERGOLA

Outside Dimensions:

93"h x 89"w x 54"d

Inside Dimensions:

84"h x 48"w x 54"d

Color: White



BEAUMONT II

Outside Dimensions:

96"h x 57"w x 32"d

Inside Dimensions:

90"h x 49"w x 32"d

Color: White



Style may vary slightly from photo.

ARISTOCRAT II

Outside Dimensions:

91"h x 72"w x 31"d

Inside Dimensions:

78-1/2"h x 58"w x 31"d

Color: White



Aristocrat II arbor shown with Danbury Concave fence.

POST & RAIL

A winning combination of beauty, durability and versatility

available in
Smooth finish:



White

Tan

available in
CertaGrain® texture:



Colonial White

Sierra Blend*†



2-RAIL STYLE WITH CERTAGRAIN® TEXTURE

Colors: Colonial White & Sierra Blend
Rail Size (White): 1-1/2" x 5-1/2" Ribbed
Rail Size (Sierra Blend): 2" x 6" Ribbed

3-RAIL STYLE WITH CERTAGRAIN® TEXTURE (PICTURED)

Colors: Colonial White & Sierra Blend
Rail Size (White): 1-1/2" x 5-1/2" Ribbed
Rail Size (Sierra Blend): 2" x 6" Ribbed

4-RAIL STYLE WITH CERTAGRAIN® TEXTURE

Colors: Colonial White & Sierra Blend
Rail Size (White): 1-1/2" x 5-1/2" Ribbed
Rail Size (Sierra Blend): 2" x 6" Ribbed

Post & Rail with Smooth Finish



2-RAIL STYLE

Colors: White & Tan
Rail Size: 1-1/2" x 5-1/2" Ribbed



3-RAIL STYLE

Colors: White & Tan (Tan only available with ribbed rails)
Rail Size: 1-1/2" x 5-1/2" Ribbed, 2" x 6" Hollow,
2" x 6" Ribbed



4-RAIL STYLE

Colors: White & Tan (Tan only available with ribbed rails)
Rail Size: 1-1/2" x 5-1/2" Ribbed, 2" x 6" Hollow,
2" x 6" Ribbed



CROSSBUCK

Colors: White & Tan
Rail Size: 1-1/2" x 5-1/2" Ribbed



Safe for Horses

Bufftech's post & rail fencing provides a safe, reliable enclosure for horses and other livestock. Available with CertaGrain® texture, our post & rail fence offers the authentic look of painted wood fencing with the durability, low maintenance and proven performance of Bufftech's premium vinyl design.

2-rail and Crossbuck styles are recommended for decorative purposes only



STYLE	PICKET SIZE	PICKET SPACING	SECTION WIDTH NOMINAL	RAILS	STEEL REINFORCEMENT RAIL*	HEIGHT	COLOR
-------	-------------	----------------	-----------------------	-------	---------------------------	--------	-------

TRADITIONAL

12 Picket

Cape Cod (Pointed Cap)	7/8" x 3"	2-7/16"	72"	1-3/4" x 3-1/2" x 72"	None	3',4',5'	White
Yorkshire (Dog Ear Cap)	7/8" x 3"	2-7/16"	72"	1-3/4" x 3-1/2" x 72"	None	3',4'	White

15 Picket Thru-Rail

Danbury (Pointed Cap)	7/8" x 3"	2-15/16"	96"	1-3/4" x 3-1/2" x 96"	Bottom	4'	White, Almond
Rothbury (Dog Ear Cap)	7/8" x 3"	2-15/16"	96"	1-3/4" x 3-1/2" x 96"	Bottom	4'	White, Almond

CLASSIC

Canterbury	1-1/2" x 1-1/2"	1-9/16"/4-5/8"	96"	2" x 6" x 94" (Ribbed Bottom) 2" x 3-1/2" x 94" (Mid/Top)	Bottom	3',4'	White
Manchester	1-1/2" x 1-1/2"	1-9/16"	96"	2" x 6" x 94" (Ribbed Bottom) 2" x 3-1/2" x 94" (Top)	Bottom	3',4'	White, Tan

CONTEMPORARY

Baron	7/8" x 3"	2-15/16"	96"	1-3/4" x 3-1/2" x 96"	Bottom	3',4',5',6'	White, Tan
Baron Select Cedar	7/8" x 3"	2-15/16"	96"	1-3/4" x 3-1/2" x 96"	Bottom	4',5',6'	White, Almond
Countess	7/8" x 1-1/2" 7/8" x 3"	2-5/16"	96"	1-3/4" x 3-1/2" x 96"	Bottom	3',4',5',6'	White, Tan
Monarch	7/8" x 1-1/2" 7/8" x 3"	3"	96"	1-3/4" x 3-1/2" x 96"	Bottom	3',4',5',6'	White, Tan
Princeton	7/8" x 1-1/2"	1-3/4"	96"	1-3/4" x 3-1/2" x 96"	Bottom	3',4',5',6'	White, Tan
Victorian	7/8" x 1-1/2"	3-5/8"	96"	1-3/4" x 3-1/2" x 96"	Bottom	3',4',5',6'	White, Tan

PRIVACY

Chesterfield Smooth**	7/8" x 7" Tongue & Groove	N/A	96"	2" x 6" Deco x 94" (Ribbed)	Bottom	4',5',6'	White, Tan, Clay, Almond
Chesterfield CertaGrain***	7/8" x 7" Tongue & Groove	N/A	96"	2" x 6" x 94" (Channeled)	Bottom	4',5',6'	Colonial White, Natural Clay, Autumn Brown, Sierra Blend, Arbor Blend, Arctic Blend, Weathered Blend
Chesterfield CertaStucco***	7/8" x 7" Tongue & Groove	N/A	96"	2" x 6" x 94" (Channeled)	Bottom	4',5',6'	Mission Ivory, Almond
Galveston Smooth**	7/8" x 7" Tongue & Groove	N/A	96"	2" x 6" Deco x 94" (Ribbed) (Top/Bottom) 2" x 6" x 94" (Ribbed - Midrail)	Top, Middle, Bottom	7',8'	White, Tan
Galveston Textured***	7/8" x 7" Tongue & Groove	N/A	96"	2" x 6" Channeled x 94" (Ribbed) (Top/Bottom) 2" x 6" x 94" (Ribbed - Midrail)	Top, Middle, Bottom	7',8'	Natural Clay, Sierra Blend
New Lexington**	5/8" x 11-3/8" Tongue & Groove	N/A	96"	1-1/2" x 5-1/2" Deco x 94" (Ribbed)	Bottom	4',6'	White, Tan

SEMI-PRIVATE

Columbia**	7/8" x 6" Ribbed	4-9/16"	96"	3-1/2" x 3-1/2" x 94"	Bottom (Aluminum)	5',6'	White
Imperial	7/8" x 3"	7/16"	96"	1-3/4" x 3-1/2" x 96"	Bottom	3',4',5',6'	White, Tan, Clay, Almond
Imperial Select Cedar	7/8" x 3"	7/16"	96"	1-3/4" x 3-1/2" x 96"	Bottom	4',5',6'	White, Clay, Almond, Sierra Blend
Millbrook	7/8" x 6" Ribbed	13/16"	96"	2" x 6" x 94" (Top/Bottom) 1-3/4" x 3-1/2" x 94" (Midrail)	Bottom	5',6'	White, Tan

Post & Rail Smooth	5" x 5" on 8' Centers	1-1/2" x 5-1/2" Ribbed or 2" x 6" Ribbed or Hollow	2-Rail - 6' wide (12' Double Drive) 3 and 4-Rail - 8' wide (16' Double Drive)	White, Tan*****
Post & Rail Textured	5" x 5" on 8' Centers	1-1/2" x 5-1/2" Ribbed or 2" x 6" Ribbed	2-Rail - 6' wide (12' Double Drive) 3 and 4-Rail - 8' wide (16' Double Drive)	Colonial White, Sierra Blend
Crossbuck	5" x 5" on 8' Centers	1-1/2" x 5-1/2" Ribbed Crossrails, 1-1/2" x 5-1/2" Ribbed	Available in 8' Width Only, 16' Double Drive	White, Tan

* Standard for bottom rails where noted. Optional for top rails. Aluminum channel available and recommended for high corrosion areas.

** Lattice and Victorian accents available (Lattice only for Columbia & Lexington).

*** Textured finish is a 2" x 6" channeled rail.

**** 4' not available in Clay

***** Tan only available with ribbed rails

Note: Chesterfield and Imperial styles in Clay, Autumn Brown and Sierra Blend have steel reinforcement in top and bottom rails.

Intermediate Rails: All 5', 6', 7' and 8' heights have an additional midrail with the same dimensions as top/bottom rails (except Chesterfield, Lexington and all Traditional fences). Other exceptions are noted on specifications chart.

Posts: All 3' & 4' high fences available with true 4" x 4" posts except Chesterfield, Manchester and Canterbury (5" x 5" posts).

Post & Rail and all 5', 6', 7' and 8' fences available with 5" x 5" posts.

Caps: Choice of External Flat, Internal Flat, Gothic, New England or Ball. (Please refer to product catalog for complete cap offering.)

Gates: Factory pre-assembled 50" wide gates (Lexington 42-3/8" wide) are available for residential style fences; other widths assembled by dealer using Gate Kits.

The Bufftech advantage

Thanks to state-of-the-art vinyl technology, Bufftech's premium vinyl fence is engineered to last. The weather-resistant vinyl construction won't corrode, peel, flake or discolor. Our innovative co-extrusion process offers increased durability and UV protection, while precision pre-routed posts provide for easy, bracket-free installation. All Bufftech products are backed by an outstanding lifetime, limited warranty.

Routed Rails

- Fence section can be racked to follow the slope of the terrain
- Precision routed for a clean, professional finish
- Ensures a safe, secure picket attachment with no unsightly glue or screws

Routed Fence Post

- Superior aesthetics to unsightly brackets and screws
- A more secure connection that allows for thermal expansion season after season

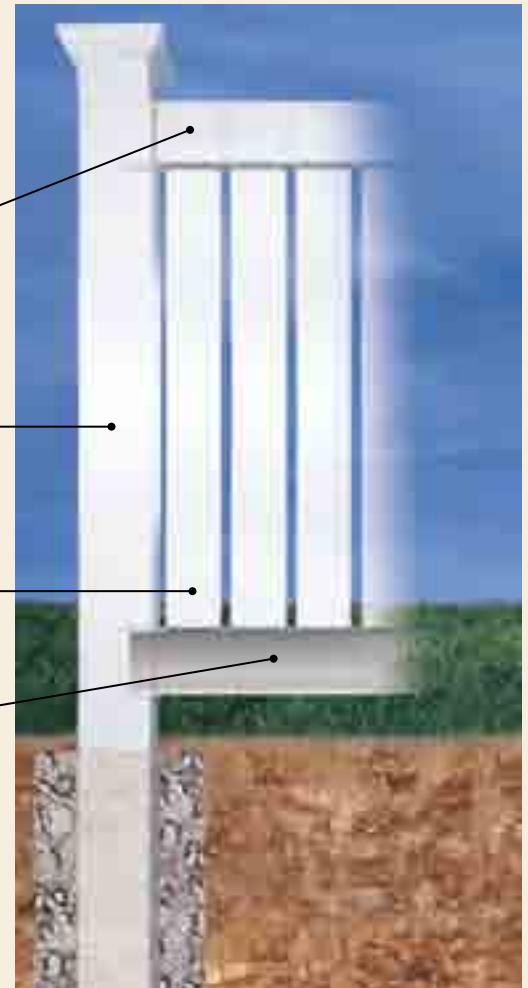
Heavyweight Pickets

- Provide superior impact strength and resist the warping and oil canning found in flat panel fence
- Offering includes both profile and tongue & groove designs

Steel Reinforced Bottom Rail†

- Eliminates sagging and bowing, producing a stronger fence
- Hour-glass design grips the end of pickets to add stiffness
- Classic style

† Offered with privacy, semi-private and contemporary fence styles





ASK ABOUT OUR OTHER CERTAINTEED PRODUCTS AND SYSTEMS:

EXTERIOR: ROOFING • SIDING • WINDOWS • FENCE • RAILING • TRIM • DECKING • FOUNDATIONS • PIPE
INTERIOR: INSULATION • GYPSUM • CEILINGS

CertainTeed Corporation
P.O. Box 860
Valley Forge, PA 19482

Professional: 800-233-8990
Consumer: 800-782-8777
www.certainteed.com

CertainTeed 